

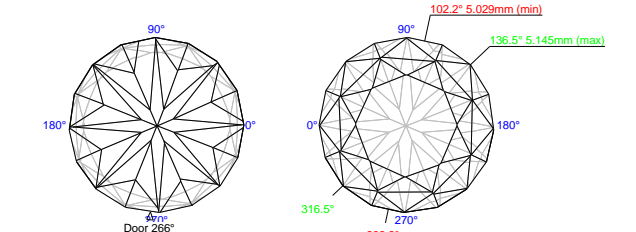
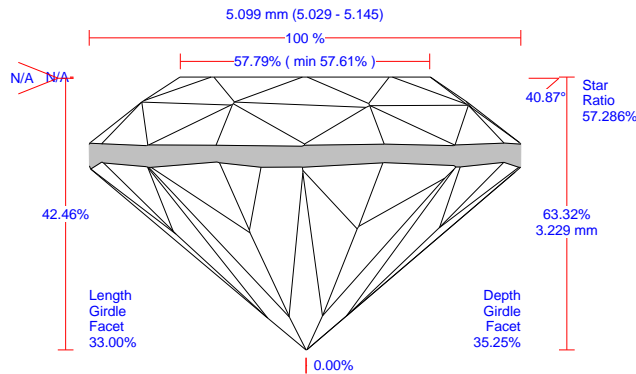
# ILLUSTRATED REPORT FOR ANY CUT

Brilliant 04.10.2012

Model Simple  
 Expert name N/A  
 Scale weight, ct  
 Model mass, ct 0.54, 0.5419  
 Spread -0.06 ct, -12.72 %  
 Extra Facet Girdle / Nat No

| Width    | Length   | Ratio (L/W) | Diameter Minimum | Diameter Maximum | Girdle Ratio |
|----------|----------|-------------|------------------|------------------|--------------|
| 5.029 mm | 5.145 mm | 1.023       | 5.029 mm         | 5.145 mm         | 1.023        |

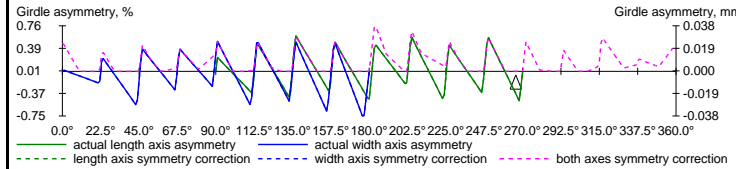
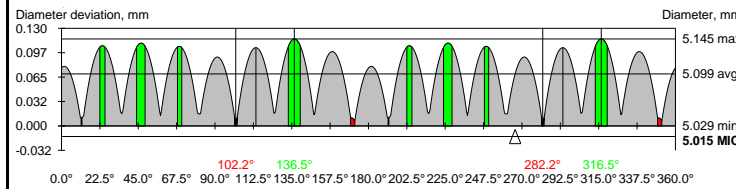
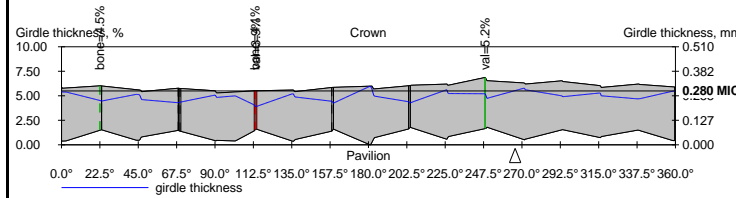
| Total height        | Crown height | Pavilion height | Girdle |
|---------------------|--------------|-----------------|--------|
| 3.229 mm<br>63.32 % | N/A mm       | 2.165 mm        | N/A mm |



Appraiser title N/A  
 Overall cut quality N/A  
 Symmetry appraiser title Internal  
 Overall symmetry quality PR  
 Model building info The model is built correctly

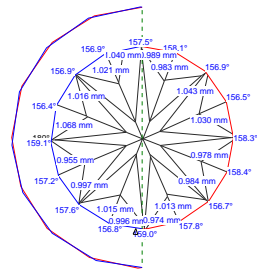
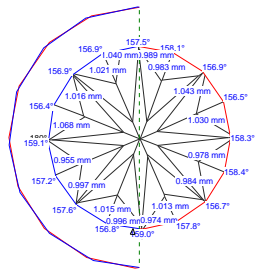
|                     |  |
|---------------------|--|
| <b>Color</b>        |  |
| <b>Clarity</b>      |  |
| <b>Polish</b>       |  |
| <b>Fluorescence</b> |  |

| Parameter           | Avg   | Min   | Max   | Dev    |
|---------------------|-------|-------|-------|--------|
| Diameter, mm        |       | 5.029 | 5.145 | 2.30 % |
| Crown height, %     | N/A   | N/A   | N/A   | N/A    |
| Crown height, mm    | N/A   | N/A   | N/A   | N/A    |
| Pavilion height, %  | 42.46 | 42.37 | 42.72 | 0.35   |
| Pavilion height, mm | 2.165 | 2.160 | 2.178 | 0.018  |
| Girdle, %           | N/A   | N/A   | N/A   | N/A    |
| Girdle, mm          | N/A   | N/A   | N/A   | N/A    |
| Table, %            |       | 57.61 | 57.97 | 0.35   |
| Table, mm           |       | 2.937 | 2.955 | 0.018  |
| Culet, %            |       | 0.00  | 0.00  | 0.00   |
| Culet, mm           |       | 0.000 | 0.000 | 0.000  |



## Actual Length axis asymmetry

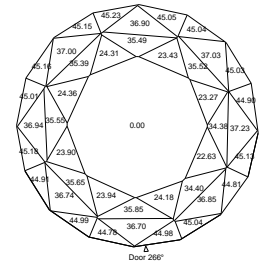
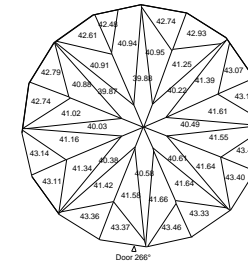
## Length axis symmetry correction



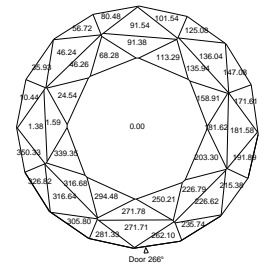
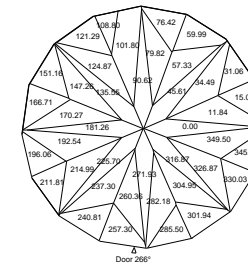
area loss = 0.46%  
 mass loss = 0.07%  
 mass loss = 0.0004ct

|                                   |                |                   |
|-----------------------------------|----------------|-------------------|
| Girdle-Culet offset by table axis | 0.49 ± 0.36, % | 0.025 ± 0.018, mm |
| Girdle-Table offset by table axis | 0.31 ± 0.33, % | 0.016 ± 0.017, mm |
| Table-Culet offset by table axis  | 0.23 ± 0.37, % | 0.012 ± 0.019, mm |

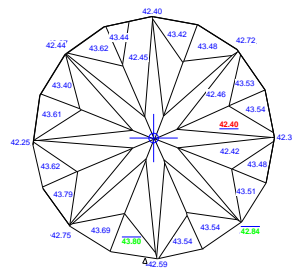
## Facets slope angles



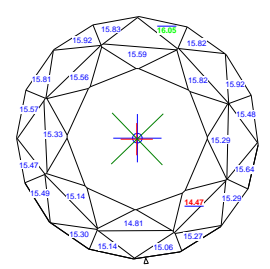
## Facets azimuth angles



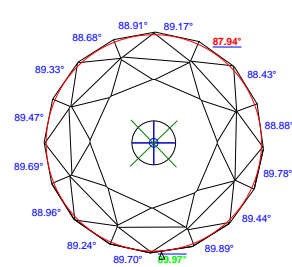
## Pavilion heights (%)



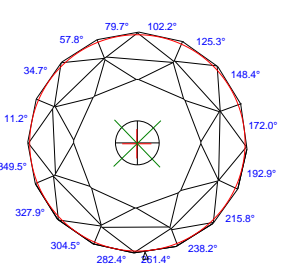
## Crown heights (%)



## Girdle facets angles & MIC



## Girdle facets azimuth & MIC



+ Girdle center + Culet center X Table center ⊕ MIC center